



AFFILIATE MARKETING ACADEMY

**Go From Zero To \$10,000/month
With Affiliate Marketing And Free
Traffic! Even If You're A Complete
Beginner, Without Experience..**

Meii Sapphire

Affiliate Marketing Academy

Contents

| | |
|---|-----------|
| Chapter One | 4 |
| Strategy Overview | 4 |
| Finding a Profitable Niche | 4 |
| Embarrassing Problems..... | 6 |
| ClickBank..... | 9 |
| Chapter 2..... | 12 |
| Preselling | 12 |
| Autoresponder and Squeeze Page..... | 13 |
| Creating a Lead Magnet | 15 |
| Getting Approval for Offers | 18 |
| Chapter 3..... | 19 |
| Crush It..... | 19 |
| Secret to Succeeding in Affiliate Marketing..... | 24 |
| Promoting Your Affiliate Offer..... | 26 |
| Chapter 4..... | 27 |
| I Know All That -- Show Me Something New | 27 |
| Becoming a Super Affiliate..... | 27 |
| Narrow Your Focus | 29 |
| Getting a Buyers' List | 31 |
| Method 1 - Banners..... | 31 |
| Method 2 - Super Bonuses..... | 32 |
| Method 3 - Create a Product..... | 35 |
| Method 4 - Facebook Groups..... | 38 |
| Method 5 | 38 |
| High Ticket Programs | 39 |
| More Super Ideas | 40 |
| Summary..... | 42 |
| Conclusions - Get Started..... | 42 |

Affiliate Marketing Academy

LEGAL NOTICE:

The Publisher has strived to be as accurate and complete as possible in the creation of this report, notwithstanding the fact that he does not warrant or represent at any time that the contents within are accurate due to the rapidly changing nature of the Internet.

While all attempts have been made to verify information provided in this publication, the Publisher assumes no responsibility for errors, omissions, or contrary interpretation of the subject matter herein.

Neither the Publisher nor Author shall be liable for any loss of profit or any other commercial damages resulting from use of this guide.

There are no guarantees of income made. Readers are cautioned to rely on their own judgment about their individual circumstances to act accordingly.

All links are for information purposes only and are not warranted for content, accuracy or any other implied or explicit purpose.

This book is not intended for use as a source of legal, business, accounting or financial advice. All readers are advised to seek services of competent professionals in legal, business, accounting, and finance field.

Chapter One

Strategy Overview

Welcome to Super Affiliate Domination.

If you are just starting on your journey to make money online, affiliate marketing is the way to go.

It's an easy and fast method of generating an income online. And the learning curve is short, a big advantage for beginners.

Best of all, you don't need your own product, website or email list. You don't need to worry about product support. You don't have to worry about refunds. The vendor takes care of everything.

If you want to start making money online you can save time, money, and frustration, when you begin with affiliate marketing.

Your job as an affiliate is to promote the product or service. The owner of the product or service does everything else. You don't even need a website in order to make money as an affiliate.

You promote your affiliate link and send potential buyers to the owner's sales page. Of course, the drawback is that almost every other affiliate will be doing the exact same thing.

If all you're doing is sending targeted traffic to your affiliate link, you'll be competing with countless other people who are promoting the same product.

To get more sales you need to market and promote the affiliate product in a more unique and aggressive manner.

This book will show you some unique and profitable ways to promote your affiliate link.

You can do all of this without your own product, without a website, without an email list, and with little or no money.

There are many ways in which you can increase your profits. We give you some techniques that super affiliates use to dominate the affiliate world.

And as you get better and better at it, your income and business will grow. You can rinse and repeat for a truly profitable business.

Finding a Profitable Niche

To make money you've got to have a product or service to sell. Before you pick a product to sell you want to make sure that the product will be profitable and there are sufficient buyers in that niche.

Ask yourself...

Affiliate Marketing Academy

Are there many rabid fans willing to buy products in that niche? Or, is there a pressing problem that people in that niche have and want to solve?

Let me give you some ideas.

Bodybuilders buy all kinds of things relevant to their goal. They purchase equipment, diet plans, supplements, and workout gear. They look for the newest, fastest, most effective ways to build muscle. You will have a vast array of products you can promote to bodybuilders.

Embarrassing niches aren't glamorous and they are not promoted as much. There's not a lot of competition so you can make good money promoting different embarrassing problems.

Some other ideas are:

Golf, dogs, crochet, gardening, quilting.

Once you have your niche you need to find an affiliate network in your niche.

We will look at these three.

Warrior Plus

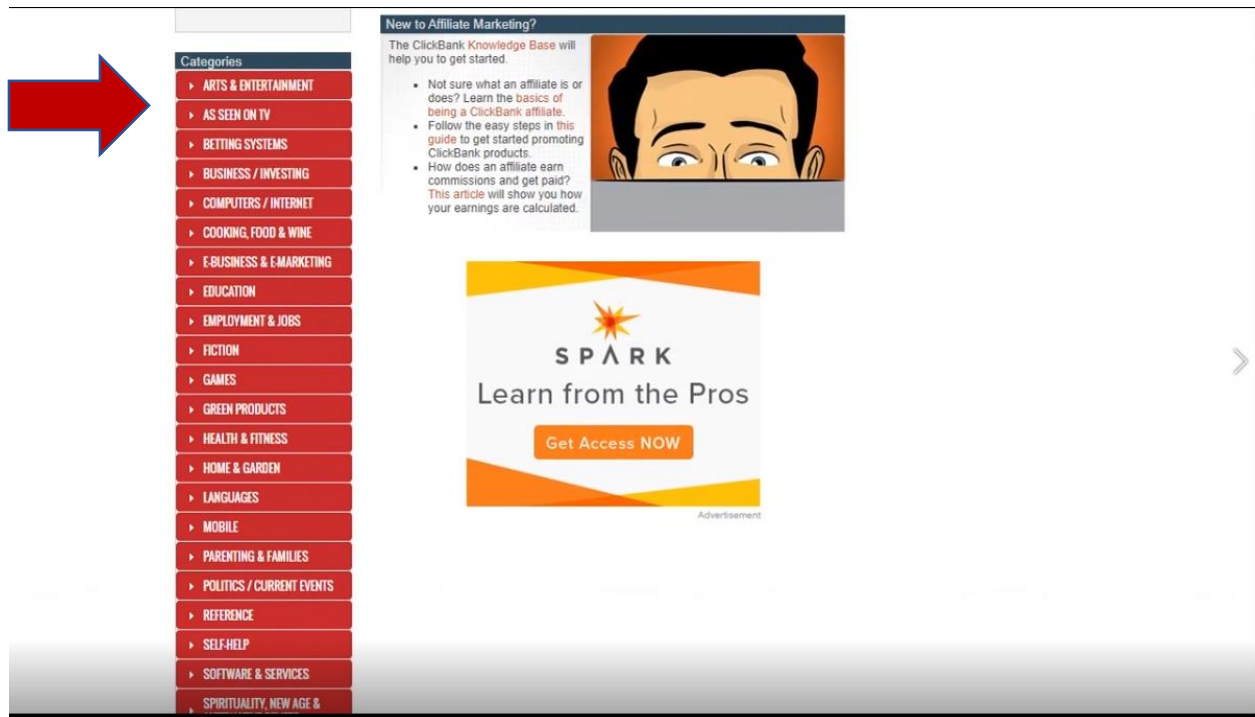
ClickBank

JVZoo

Beginners can start with ClickBank, since there is no need to get the vendor to approve you. And ClickBank has a wide variety of niches for you to choose from.

Affiliate Marketing Academy

Here are some ClickBank niches.



The screenshot shows a list of ClickBank categories on the left, with a red arrow pointing to it. The categories include: ARTS & ENTERTAINMENT, AS SEEN ON TV, BETTING SYSTEMS, BUSINESS / INVESTING, COMPUTERS / INTERNET, COOKING, FOOD & WINE, E-BUSINESS & E-MARKETING, EDUCATION, EMPLOYMENT & JOBS, FICTION, GAMES, GREEN PRODUCTS, HEALTH & FITNESS, HOME & GARDEN, LANGUAGES, MOBILE, PARENTING & FAMILIES, POLITICS / CURRENT EVENTS, REFERENCE, SELF-HELP, SOFTWARE & SERVICES, and SPIRITUALITY, NEW AGE &. To the right, there is a section titled 'New to Affiliate Marketing?' with a cartoon illustration of a man's face. Below this is a 'SPARK Learn from the Pros' advertisement with a 'Get Access NOW' button.

You will want to check to see if there are multiple products to sell in your niche. You are not building your business around one product. There should be others that you can promote. If you are just starting pick one product and learn how to promote it. And keep at it until you start to make money. Then pick another product and promote it.

Don't take forever, determine what niche you will enter then pick one product and get started.

Embarrassing Problems

Embarrassing niches are niches where people are searching for a solution to a problem they find embarrassing to talk about. They will look for solutions on the internet. They will be too embarrassed to ask anyone how to solve their problem. That's where you come in. You will become the expert at solving their problem and promoting your offer to them. Most people searching for a solution to these problems are ready to buy.

Check out this website to find embarrassing problems and become an expert in that niche and then promote the cure for it.

<https://embarrassingproblems.karger.com/>

Embarrassing Problems

Embarrassing Problems

Worrying health problems that are sometimes difficult to talk about.

Problems A-Z

Find relevant, reliable, and high-quality information about health problems - from A to Z.

[READ MORE](#)

Anal


Symptoms such as bleeding, constipation or pain can be the first sign of something serious.

[READ MORE](#)

TOP →

Here are just a few of the niches you can choose.

Affiliate Marketing Academy

 Embarrassing Problems 🔍 ☰

A

- › A Closer Look at: Colonoscopy
- › A Closer Look at: Prostate Checks
- › Acne and Pregnancy
- › Acne and Scarring
- › Acne and Spots – General Information
- › Acute/Short-Term Diarrhoea
- › Ageing Skin – General Information
- › Anal Bleeding – General Information
- › Anal Itching – General Information
- › Anal Pain – General Information
- › Antiperspirants and Breast Cancer
- › Armpit Boils


B

- › Bad Breath – General Information
- › Bald Patches
- › Basic Anatomy: The Breast
- › Basic Anatomy: The Digestive System
- › Basic Anatomy: The Urinary System
- › Belly Button Discharge – General Information
- › Blushing and Flushing – General Information
- › Boils – General Information
- › Breast Problems – General Information

C

- › Causes of Constipation
- › Choosing a Cosmetic Surgeon
- › Chronic/Long-Term Diarrhoea
- › Cold Sores – General Information
- › Common Beliefs About Acne and Spots
- › Constipation in Children
- › Constipation – General Information

TOP →

 Embarrassing Problems 🔍 ☰

U

- › Urinary Incontinence in Men
- › Urinary Incontinence in Women – What You Can Do about It
- › Urinary Incontinence in Women – What Your Doctor Can Do about It
- › Urinary Incontinence – General Information
- › Urinary Incontinence – How the Bladder Works
- › Urination Shyness – General Information
- › Urine – General Information

V

- › Varicose Veins – Compression Stockings
- › Varicose Veins – General Information
- › Varicose Veins – How You Can Help Yourself
- › Verrucas – General Information
- › Visiting the Clinic

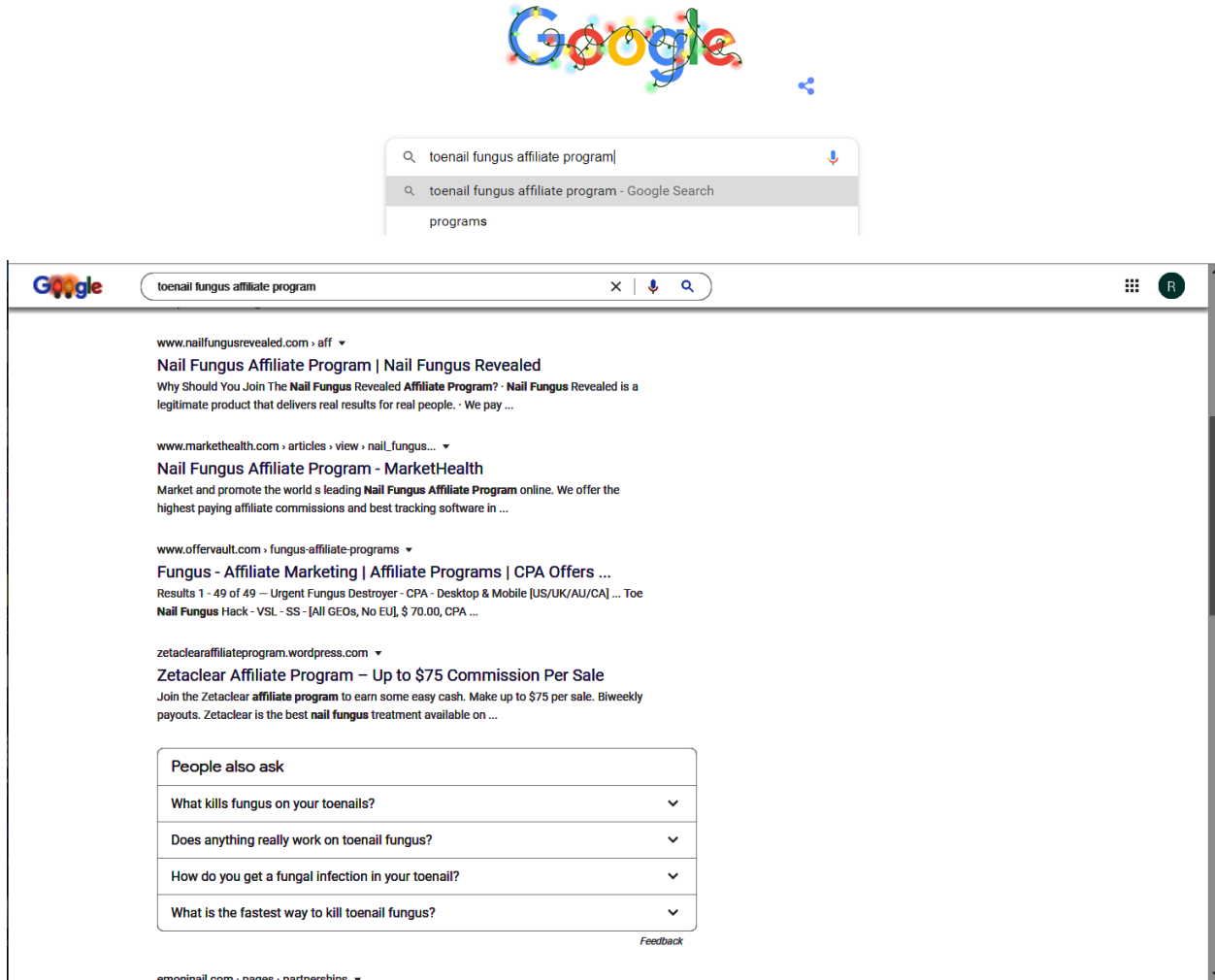
W

- › Warts on the Face and Hands – General Information
- › What Causes Bad Breath
- › What Causes Cold Sores?
- › What Causes Snoring?
- › What to Do About Bad Breath
- › What to Do About Head Lice
- › What to Do If You Have a Cold Sore
- › What You Can Do About Farting and Belching
- › What You Can Do about Snoring
- › What Your Doctor and Dentist Can Do About Snoring
- › What Your Doctor Can Do About Acne and Spots
- › Why Some People Get Acne
- › Wigs, Hairpieces and Hats
- › Wind – General Information

TOP →

Affiliate Marketing Academy

Once you have your embarrassing niche search for affiliate products on Google. You can put in the name of the niche followed by affiliate programs.



The first page gives many affiliate programs you can choose from. Be aware some of these will require you to have a website, so check it out first. Some of the networks will have to approve you before you can start offering the product.

Don't dismiss embarrassing problems out of hand. There are many profitable offers in this category.

ClickBank

Let's go to ClickBank and see what offers we would like to promote.

Make sure the vendor has an affiliate page with multiple affiliate resources that you can use.

Affiliate Marketing Academy

The arrows point to the affiliate resources link page. That is what you are looking for.

The screenshot shows the ClickBank Marketplace interface. At the top, there's a navigation bar with the ClickBank logo and various menu items like 'DASHBOARD', 'REPORTING', 'ACCOUNT SETTINGS', 'VENDOR SETTINGS', and 'RESOURCES'. Below this, the 'MARKETPLACE' section is active, displaying search results for 'dog training'. The search bar shows 'dog training' and 'Find Products:'. The results are sorted by 'Gravity' and show two items:

- Brain Training For Dogs - Unique Dog Training Course!** with an average price of \$31.62. It includes a 'PROMOTE' button and an 'Add To Favorites' button. A red arrow points to the 'Add To Favorites' button.
- Doggy Dans Online Dog Trainer: Video Membership** with an average price of \$61.72. It also includes a 'PROMOTE' button. A red arrow points to the 'PROMOTE' button.

On the left side, there are filters for 'Gravity', 'Avg \$/sale', 'Initial \$/sale', 'Avg Rebill Total', and 'Avg %/sale'. The bottom left corner of the screenshot has the 'clickbank' logo.

Some affiliate resources that you will find on these pages.

The screenshot shows the 'Keyword Ideas' page on ClickBank. It features several sections with red headers and descriptive text:

- Free Giveaways**: "You can offer these free giveaways to your visitors! Very useful for building your e-mail list." Below this is a link: [Go To Free Giveaways »](#)
- Email Swipes**: "Do you have a list of subscribers? Why not send them one of our prewritten e-mails!" Below this is a link: [Go To Email Swipes »](#)
- Promotional Videos**: "Looking to spice things up? These promotional videos can help boost your sales!" Below this is a link: [Go To Promotional Videos »](#)

The bottom left corner of the page has the 'clickbank' logo and the text 'Keyword Ideas'.

Affiliate Marketing Academy

Some of the affiliate resources we would like to find on the resources page are a lead magnet, promotional videos, email swipes, articles, banners, graphics and anything else we can use to promote the offer.

You also need to look at sales page and watch the sales video. Is this something people will buy?

Sales page for this offer.

Revealed at last by one of America's top professional dog trainers, a simple training strategy that...

Develops your Dog's "Hidden Intelligence" To eliminate bad behavior and Create the obedient, well-behaved pet of your dreams...


CLICKBANK
TRUSTED • SECURE

lead4

Affiliate Marketing Academy

WHO NEEDS THIS SECRET TO USING YOUR DOG'S NATURAL intelligence to **stop bad behavior?**

Does any of the following sound familiar...



- 🐾 Your dog **doesn't listen to you**
- 🐾 You need to **train a new Puppy**
- 🐾 Your dog **barks uncontrollably**
- 🐾 Your Dog is **pulling on the leash**
- 🐾 Your Dog is **aggressive**
- 🐾 Your Dog is **chewing** things he shouldn't
- 🐾 Your Dog is **digging all the time**
- 🐾 Your Dog is **Jumping up**
- 🐾 You're frustrated with your dog
- 🐾 You may even **regret getting your Dog**
- 🐾 You're worried you might have to **give up your Dog** because of behavior problems you can't handle
- 🐾 You feel **helpless to control your dog**
- 🐾 You tell your Dog 'no' with no success
- 🐾 Your Dog **gets over excited** and is hard to settle down

lead4

How good is the product sales page?

Does the sales page convert visitors into buyers? Would you buy the product after reading the sales page? Does the sales video capture your attention and peak your interest?

How good are the affiliate resources? Does the vendor give you all the resources you need to sell the product? Does he have banners, articles, email swipes and videos?

Answering these questions will help you to pick a viable product.

Once you have decided on a niche and a product make sure to determine whether or not there's a demand for a product. Then you have to find out who your audience is and how to reach them.

Chapter 2

Preselling

Don't send people directly to sales page. You need to get them onto your email list so you can market to them forever. This is how you build your online business.

When you send them directly to the vendor's product, he gets the email list and not you. He gets to sell them the high-ticket products.

Affiliate Marketing Academy

If you are buying traffic, you have to send them to an opt-in form for your free lead magnet. Then you may be able to recoup some of the money you pay for the traffic.

Give the potential buyer something of value to get them on your email list. You can give them an eBook, a video, a case study, a quick start guide, a checklist just use your imagination.

Make the lead magnet something they will want and that will solve an immediate problem. A no brainer offer that will get them onto your email list.

If you are selling a dog training program you might give them a PDF about getting your dog to sit or walk on a leash.

You could say something like this:

Do you have trouble getting your dog to sit when you tell him to?

If you don't get this under control, you will fail to get him to do the more complicated things.

Here is one way to get him to learn to sit. Then add a link to your squeeze page so they can sign up for your lead magnet. Be sure to include your affiliate link to the main offer inside of your lead magnet.

It's better to have a website to brand yourself even if it is a free one such as Wix or Tumblr. But you can do all of this without one.

When preselling, show them you recognize and understand their problem and here is something that will solve it. You can also testify to how good the product is and how it helped you succeed or lose weight or get your dog to obey you.

Basic formula for preselling

1. problem - identify the specific problem
2. agitate - say what will happen if nothing changes or how things will get worse
3. solve - show how product solves their problem and will help them

Autoresponder and Squeeze Page

You will need a squeeze page with a sign-up form on it and an autoresponder to collect the email addresses. Your biggest asset as an affiliate marketer is your email list. The sooner you get started on it the better.

Go to mailchimp.com it's free. You can set up everything you need there including a free website.

Affiliate Marketing Academy

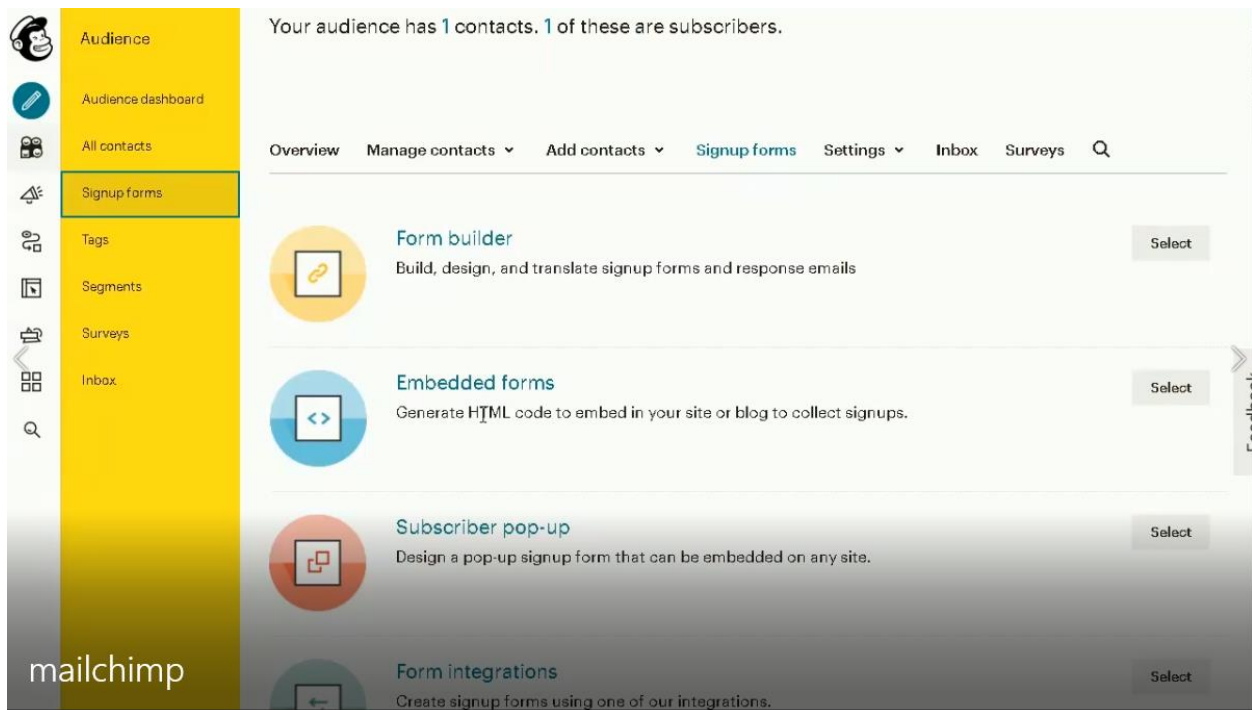
Mailchimp will host your squeeze page and form so you don't need a website but it is much better if you have one. Mailchimp will give you a link to the hosted form. This link can be used on social media sites that don't allow affiliate links.

Mailchimp has tutorials and is very easy to use. They have an easy form builder.

An autoresponder will allow you to start an email newsletter. You can use it to build trust and give your subscribers valuable tips and information in your niche.

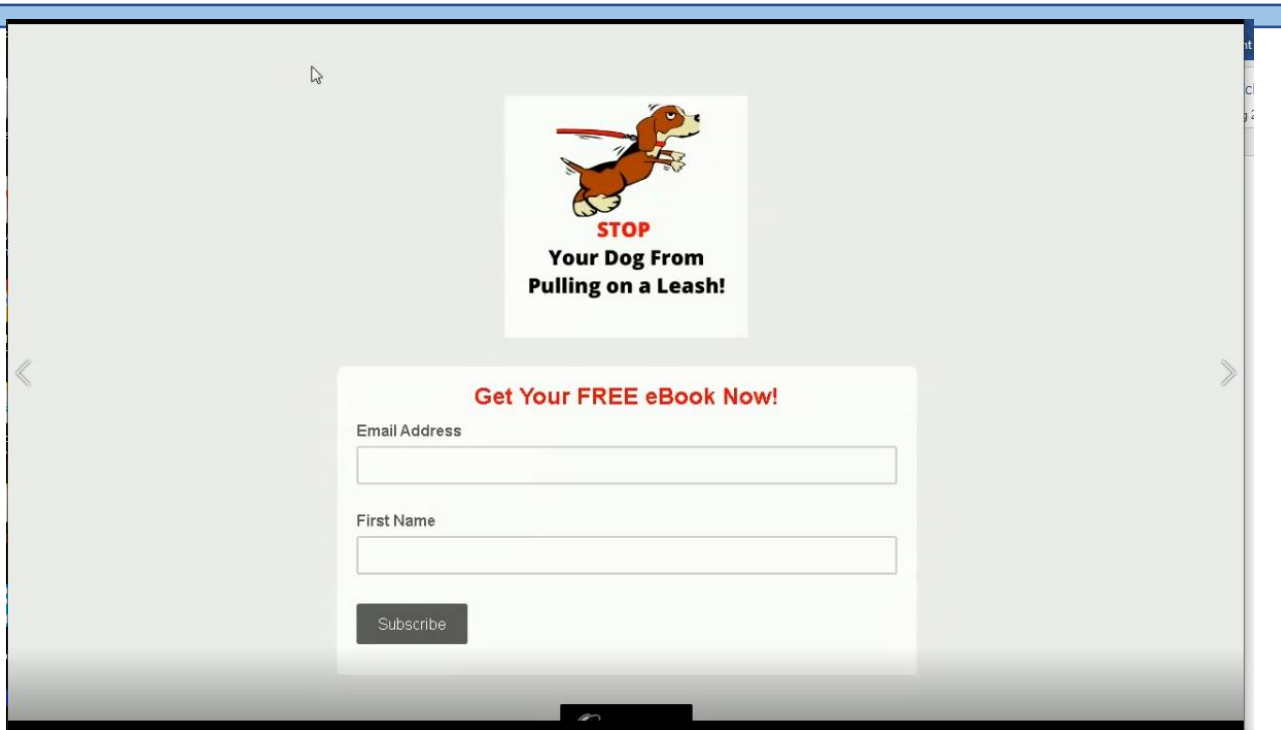
Since MailChimp will give you a free website you can start your own blog. You can put your product reviews on the blog.

Here is the Mailchimp dashboard to make your squeeze page opt-in form.



Here is a form/squeeze page I set up using MailChimp. They will sign up for the free eBook and I will have captured their email address.

Affiliate Marketing Academy



The image shows a screenshot of a lead magnet form. At the top, there is a cartoon illustration of a brown dog pulling on a red leash. Below the illustration, the text reads "STOP Your Dog From Pulling on a Leash!". Underneath this is a white box with a red headline "Get Your FREE eBook Now!". The form contains two input fields: "Email Address" and "First Name". Below these fields is a dark grey button labeled "Subscribe". The entire form is centered on a light grey background with navigation arrows on the left and right sides.

You connect the form to an autoresponder in MailChimp. And add emails to be sent out to the subscriber. The first email should thank them and give them the download link for the free lead magnet.

Then you can promote your main offer and any other offers your niche might need.

If you are just starting and can't afford to spend money MailChimp is free. Check it out.

Your opt-in form should have a compelling headline and a sub-headline. Use a bright color to make the headline stand out. Include the place for the email address. And the download button should have a strong call to action. It should be brightly colored so you can't miss it.

You can include an image of the free offer and maybe a down arrow pointing to the download button. Now you can even make the arrow move to make it more noticeable. Download buttons are usually a bright color to attract attention.

Creating a Lead Magnet

Keeping with the theme of dog training let's see how to create a lead magnet. Note this works in any niche. You can use a video as a lead magnet. You don't have to create your own, you can get a link for a YouTube video in your niche and use that.

On YouTube I searched "stop dog pulling on a leash" and here are the first few results.

Affiliate Marketing Academy

The screenshot shows a YouTube search results page for the query "stop dog pulling on leash". The search bar at the top contains the text "stop dog pulling on leash" and a magnifying glass icon. Below the search bar, there is an advertisement for "www.trainpetdog.com/". The main content area displays four video thumbnails with their respective titles and descriptions:

- Video 1:** "Leash Pulling Training: How To Train ANY Dog to STOP Pulling Without..." by Zak George's Dog Training Revolution. 331K views, 1 year ago. Description: "Train any dog to stop pulling on leash! Thank you Pupford for sponsoring this video. CLICK HERE TO GET PUPFORD'S ...". 4K views.
- Video 2:** "The MOST REALISTIC Leash Dog Training Lesson EVER! STOP PULLING!" by Zak George's Dog Training Revolution. 1.1M views, 11 months ago. Description: "Realistic leash training! How to stop leash pulling This video is sponsored by Petflow! Set up automatic pet food delivery today". 4K views.
- Video 3:** "Stop Your Dog's Leash Pulling and Walk Beside You" by My Dog Training Spot. 105K views, 1 year ago. Description: "How to stop your dog's leash pulling and train your dog to walk at your side. In this video I am working with a large dog that".
- Video 4:** "5 Quick Tips To Stop Your Dog From Pulling On The Leash" by McCann Dog Training. 99K views, 4 months ago.

The left sidebar shows the YouTube navigation menu with options like Home, Trending, Subscriptions, Library, History, Your videos, Watch later, and Liked videos. Below the menu, there is a "SUBSCRIPTIONS" section with a list of channels including Linda Tremmer, Sean Bagheri, ERIC ELLIS, James Scholes, Go ViaWeb, Jenny Stevens, and Bob Palmer. At the bottom of the sidebar, there is a "MORE FROM YOUTUBE" section with a "YouTube Premium" button.

Now I clicked on video 1 and checked out the description.

Affiliate Marketing Academy

stop dog pulling on leash

0/20 (click to load) 25
Creator Suggested Ranked Tags SEO Score

212 Likes 0 Upvotes 0 Mentions

208M Views 2.95M Subscribers 423 Videos

BEST PRACTICES

- ✓ High Res. Thumbnail
- ✓ Comment Pinned
- ✓ Comment Hearted
- ✗ Info Cards Added
- ✓ Liked on Facebook
- ✗ Chapters Added
- ✓ End Screen Added
- ✓ Captions Added

TAGS

how to stop leash pulling leash pulling training dog training
cattle dog training rescue dog training puppy training
zak george

Show Search Rankings Copy To...

AUDIOBOOK MASTERS
LEARN HOW TO READ THE BEST AUDIOBOOKS
WITH ROB ANDERSON

Free YT Course
www.audiobookmasterscourse.com ACCESS

Up next **STOP** How to train your dog to walk to heel

Leash Pulling Training: How To Train ANY Dog to STOP Pulling Without Being Harsh!
332,432 views • Jun 29, 2019
7.7K Likes 403 Comments

Zak George's Dog Training Revolution
2.95M subscribers

Train any dog to stop pulling on leash! Thank you Pupford for sponsoring this video. CLICK HERE TO GET PUPFORD'S AWESOME FREEZE DRIED TRAINING TREATS: <https://pfrd.site/besttreats>

CLICK HERE TO SIGN UP FOR MY 100% FREE DIGITAL DOG TRAINING CLASS, 30 Day Perfect Pup: <https://pfrd.site/sign-up-here>

Good news! Oryan has been adopted since we filmed this video! But there are lots of fantastic dogs available at every shelter in America!

For more daily dog training tips and videos follow @zakgeorge on Instagram:
<http://www.instagram.com/ZakGeorge>

Don't use this one since they are selling their own course and if someone likes the video they will click on that link and not yours.

But this next one can be used.

stop dog pulling on leash

1.00k Likes 0 Upvotes 0 Mentions

10.6M Views 80.4K Subscribers 147 Videos

BEST PRACTICES

- ✓ High Res. Thumbnail
- ✗ Comment Pinned
- ✓ Comment Hearted
- ✗ Info Cards Added
- ✓ Liked on Facebook
- ✗ Chapters Added
- ✗ End Screen Added
- ✓ Captions Added

TAGS

walking dog loose leash positive clicker no pulling
stop pulling humane alpha halti training techniques
videos tutorial free best

Show Search Rankings Copy To...

Up next **Stop Leash Pulling** Stop Your Dog from Pulling on the Leash - Calm Your Excited...
Modern Canine Vlog
35K views • 1 year ago

All Leashes Related Recently uploaded

How to STOP your dog barking/lunging at visitors & dogs...
Nigel Reed
2.4M views • 3 years ago

Cesar Millan Reveals The Biggest Mistake Dog Owners...
Strahan, Sara and Keke

Train Your Dog to NOT PULL on Walks - Loose Leash Walking
1,248,115 views • Mar 7, 2016
10K Likes 707 Comments

Kristin Crestejo
80.4K subscribers

LINKS TO SUGGESTED TOOLS IN VIDEO -
Treats (TruDog) <https://trudog.com/lp/ModernCanineTra...>
Head Harness (Halti) <http://www.companyofanimals.co.uk/bra...>
Body Harness (Freedom No Pull) <http://www.2houndsdesign.com/Freedom-...>

Remember that your dog is a dog, he doesn't come prewired to know "not to pull on leash". A dog is restrained ALL day, confined to a house or yard, finally when the dog is outside, they get excited! Be patient, don't expect perfection right away, use humane training tools that can make your life easier and reward good behaviour. Loose leash walking isn't a difficult behaviour to teach, it's difficult for owners because it takes time to train.

SHOW LESS

734 Comments SORT BY

Add a public comment...

Affiliate Marketing Academy

They are selling dog treats and harnesses but not a course. Use the URL to this video as a lead magnet. What I mean is that you will have them fill out the form and the autoresponder will automatically redirect them to a page.

On the page that you send to people you will have the video URL and say something like, "Here is the video on stopping a dog from pulling on a leash that I promised you."

Be sure to add "If you enjoyed this video get the full training course at 'your affiliate link.'"

Now MailChimp will give you a page to send them to, but it would be better if you have a website and send them to a page on your site. You can then even embed the video on your own website and they won't leave your site to go to YouTube. And you can include the affiliate product information right under the video.

You can do this for any niche. It of course would be better if you had your own video. But not necessary.

You can create an eBook by going to Google and searching for "dog pulling on leash." Then check out the articles that appear. You can write a short PDF of 3 steps to stopping your dog from pulling when walking.

You read the articles and rewrite in your own words how to do this. In this case you must include pictures in the eBook. Go to pixabay.com and get all the images you want for nothing.

Don't forget to add your affiliate link to the main offer. Say something like If this helped you, get the full training at 'your link.' Include an image of the product (from the affiliate resources).

Go to the sales page and add the benefits of the product. You could even list the modules that are included in the course.

Those are just two ways to get your first lead magnet (free offer) set up and ready to go.

Getting Approval for Offers

As a newbie, it is hard to get approval as an affiliate on WarriorPlus and JVZoo.

Here are some ideas on how to get approved.

When you ask for approval you can contact the vendor and tell him how you are going to promote the product. Give them a link to your Facebook page, YouTube channel, and your website.

Fill out your profile on Warrior Plus. Many vendors will check out your profile.

Some people make a video of themselves showing how they will promote the offer. You can put it on YouTube and give the link to the vendor.

If you have an email list tell them. If you are going to make a review on YouTube let them know.

Tell them you will be offering bonuses. Give them enough information to approve you.

Affiliate Marketing Academy

If none of that works you need to get some affiliate sales so that a vendor can see you have promoted and sold products.

Go to Warrior Plus or JVZoo whichever network you want approval on and try to find a cheap (\$3 or less) offer and ask to be an affiliate.

You should get approval for these inexpensive offers. Then ask your friends to buy it through your link.

Reimburse them. And for about \$12 to \$30 you can get started on sales. Even better if you can find a free product and give it away on Facebook and to your friends.

Warrior Plus is not allowing free products unless you are a super vendor, however you can find a few if you look carefully.

I will approve you for my product on JVZoo, The Easy PDF Formula. I will also approve you for this product. When asking for approval mention you bought this product from me.

Chapter 3

Crush It

Standing out is one of the keys to dominating affiliate sales. Remember that there is a big chance that thousands of people are selling the same product as you, so you need to do something to get noticed.

Competition in affiliate marketing, especially during a launch, is fierce. Since everyone is giving bonuses it is pretty much a necessity that you do too. People are bonus shopping now. They are looking at the reviews and bonuses being offered and picking the ones that suit them.

Providing bonuses will get you noticed and also help you build an email list of buyers. Use bonuses that are relevant to the product. If possible, provide bonuses that are unique to you.

Look at the offer you are promoting and get creative. Provide value, if something is missing from the course create a bonus to correct it.

It's all about creating a basket of bonuses that makes people care more about your affiliate bonuses than they do about the actual product.

Spend time creating your bonuses. Create the perfect bonus package for each offer.

If you don't get training on traffic in the product say I have you covered in my traffic training bonus.

This traffic training is only available from my link will show you how to get tons of traffic to your offer.

As a newbie how do we get bonuses?

1. Use PLR

Affiliate Marketing Academy

One quick way is to use PLR. You have to rewrite it and make it fresh and unique to you. Change the title, change the cover. Use [canva.com](https://www.canva.com) to make a new cover. Canva is free and easy to use.

When you use PLR be sure to include your affiliate links in the eBook.

If you are giving the PLR away make sure you have giveaway rights to do so.

Some good PLR sites are:

<https://www.plrassassin.com/>

<https://www.idplr.com/>

<https://plrandmore.com>

2. Use YouTube videos

Go to YouTube and pick out videos that are relevant to the offer and include them as bonuses. On the bonus page you can describe what the video does how it helps. If possible, include an image of the bonus. (Don't tell them that it's a YouTube video.)

3. Ask the vendor for bonuses

Check their JV page to see if they have bonuses. The trouble is that others will be using the same bonuses.

4. Create your own

Find out what is missing from the product and create it. Do you need to teach how to get followers to the social media site? Maybe the product didn't include retargeting and you can teach it. You can make a PDF or a video.

You can almost always give a bonus about different traffic methods. Create a short PDF on a specific traffic method. Bonus PDFs don't have to be long.

You can repurpose old content, blogs, videos, articles. You can do a how-to video to show how you used the product. Make it into a case study especially if you made money using the product.

You can create templates, step by step guides, checklists, formulas and mind maps. Say something like, These templates will help you get started quickly or save time.

5. Check out Fiverr.

You never know what will find there.

6. You can give away links to free courses.

Did you know there are places where you can get complete courses for nothing?

Go to mashable.com to find some free courses.

Affiliate Marketing Academy

Udemy.com has many free courses. You can use their description to describe your bonus and then on the download page put a link to the Udemy course. These are actual video courses and thus the perceived value is very high.

I went to Udemy and put 'make money online' in the search bar and checked the box free under the price. Notice there are 2,216 free courses.

The screenshot shows the Udemy search results for 'make money online'. At the top, it says '2,216 results for make money online'. Below this is a banner that reads 'Not sure? All courses have a 30-day money-back guarantee'. The search filters are set to 'Filter (1)', 'Most Relevant', and 'Clear filters'. On the left side, there are filter categories: 'Topic' (Affiliate Marketing (37), Online Business (37), Photoshop (16), Startup (13)), 'Level' (Beginner (1,101), All Levels (965), Intermediate (137), Expert (13)), 'Language', and 'Price' (Paid (10,000), Free (2,216)). A red arrow points to the 'Free (2,216)' option in the Price filter. The main content area shows three course listings: 'Make Money from Home: How to Build an Online Business' by Mike Omar (4.4 stars, 11.5 hours), 'Entrepreneur Tips to Make Money Online' by Bryan Guerra (4.5 stars, 2 hours), and 'Affiliate Marketing Bootcamp - How To Make Money Online' by Anthony Morrison (4.5 stars, 3 hours). At the bottom, there is a section titled 'Top companies trust Udemy' with logos for Booking.com, Lyft, Mercedes-Benz, VW, and Adidas.

I searched for dog training and under price checked free and notice there are 653 free courses.

Affiliate Marketing Academy

Anytime, anywhere | Learn on your schedule from any device

Udemy Categories Udemy for Business Teach on Udemy

653 results for "dog training"

Not sure? All courses have a 30-day money-back guarantee

Most Relevant 653 results

Level

Beginner (303)

All Levels (289)

Intermediate (50)

Expert (10)

Language

Price

Paid (9,786)

Free (653)

Features

Therapy Dog Training: Does Your Dog Have What it Takes? Free

Learn What a Therapy **Dog** is, What's Required For Therapy **Dog** Certification, and If Your **Dog** is a Good

Debbie LaChusa

5.0 ★★★★★ (35)

1.5 total hours • 35 lectures • Beginner

Pomsky Dog Care and Training Course Free

Pomsky - How to buy, care for, and train them - this course is also suitable for any **dog** breed

Stephen DeStefano

3.8 ★★★★★ (29)

1.5 total hours • 24 lectures • All Levels

Dog Training: Train your dog to walk on a treadmill. Free

Watch four dogs learn how to walk on a treadmill for the first time!

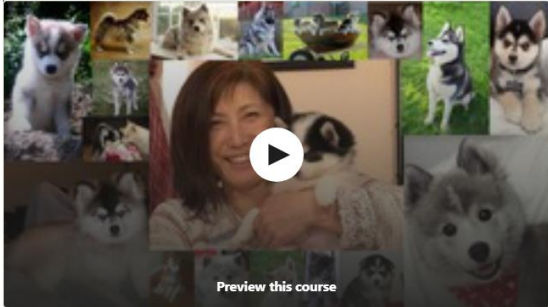
Ted Efthymiadis

4.7 ★★★★★ (363)

43 total mins • 8 lectures • All Levels

Here is one free course.

Lifestyle > Pet Care & Training > Dog Care



Preview this course

Pomsky Dog Care and Training Course

Pomsky - How to buy, care for, and train them - this course is also suitable for any dog breed

3.8 ★★★★★ (29 ratings) 1,475 students 1hr 28min of on-demand video

Created by Stephen DeStefano

English

Free

What you'll learn Course content Reviews Instructors

- ✓ Learn all you need to know about proper care and training for your Pomsky - from how to buy them - spotting ethical breeders - healing virtually all diseases and illnesses with raw organics - stopping all unwanted behaviors simply and incredibly fast using the dogs two important senses - much more

Try free courses or enroll in paid courses

Not sure? All courses have a 30-day money-back guarantee

| Free courses | Paid courses |
|-----------------------------|-----------------------------|
| ✓ Online video content | ✓ Online video content |
| ✗ Certificate of completion | ✓ Certificate of completion |
| ✗ Instructor Q&A | ✓ Instructor Q&A |
| ✗ Instructor direct message | ✓ Instructor direct message |

You would use the description when you promote it as your bonus.

Affiliate Marketing Academy

The screenshot shows a course page for 'Pomsky Care and Training Course'. It includes a description of the course, the trainers (Stephen DeStefano and Akiko), and the target audience. The course content is listed as follows:

| Section | Duration |
|--------------------|------------------|
| Introduction | 1 lecture • 2min |
| Introduction Video | 02:04 |

And you could mention the course content when promoting your bonus. Add an image of the course. You can create one on Canva.

The screenshot shows a course page for 'Pomsky Care and Training Course' with the following course content:

| Section | Duration |
|---|--------------------|
| Introduction | 1 lecture • 2min |
| Introduction Video | 02:04 |
| Thank you - Other Course Coupons | 1 lecture • 1min |
| What is a Pomsky? | 2 lectures • 6min |
| How to find your perfect Pomsky Puppy | 3 lectures • 8min |
| Crate Training | 2 lectures • 10min |
| Mouthing and play biting | 1 lecture • 3min |
| Things to know before we start training | 1 lecture • 2min |
| Teaching your dog to "Sit" | 1 lecture • 3min |
| Teaching your dog to "Lie down" | 1 lecture • 3min |
| Teaching your dog to "Stay" | 1 lecture • 5min |

6 more sections

Try free courses or enroll in paid courses Free courses Paid courses

You can Google 'freeware' and find software products that can be given away.

Affiliate Marketing Academy

Use Google docs to show all of your bonuses. Add images of the product and give a compelling description of the bonus.

For the download page put the links on a Google document with a little bit of text. And add your affiliate link to a high-ticket webinar. Call it an unannounced bonus.

You have your niche and product now is the time to get your bonuses ready now.

When promoting your bonuses use urgency these bonuses expire in 8 hours. Only available to the first 20 buyers. This bonus will be removed in 2 days.

Secret to Succeeding in Affiliate Marketing

As you all know if you've been around affiliate marketing for any length of the time or bought any products all the products offered by different affiliates have bonuses to get the customer to buy from them.

When you search for the product you see the title of the offer followed by review and bonuses. The top affiliates say check out my review and best bonuses below.

You've got to have bonuses there's no question about it. But that is not the secret. The secret is that you've got to get a list of buyers. You have to get their email addresses.

So how do you do that?

At Warrior Plus and it works the same way for JVZoo when you get your affiliate link you can put a link to your bonus page in the pop up.

The image shows a screenshot of the 'Your Affiliate Link' form in the Warrior Plus interface. The form is titled 'Your Affiliate Link' and has a close button (X) in the top right corner. It contains several input fields: 'Your Affiliate Link' (with a URL: https://warriorplus.com/o2/a/xfdfj/), 'Buyer Bonus URL (optional)', 'Webhook (IPN) URL (optional)', and 'Paypal Email'. A blue arrow points to the 'Buyer Bonus URL' field. There is a 'Manage Accounts' button next to the 'Paypal Email' field. At the bottom, it says 'Payout Type: WarriorPlus Wallet' and a blue 'Save' button.

Affiliate Marketing Academy

You send them to the sales page through your affiliate link. When they click on the buy button and they buy, the bonuses are going to show up in Warrior Plus or JVZoo. If you send them straight to your bonus page you don't get their email addresses.

Instead, this is what you want to do. Send them to your squeeze page (form) to gather their emails.

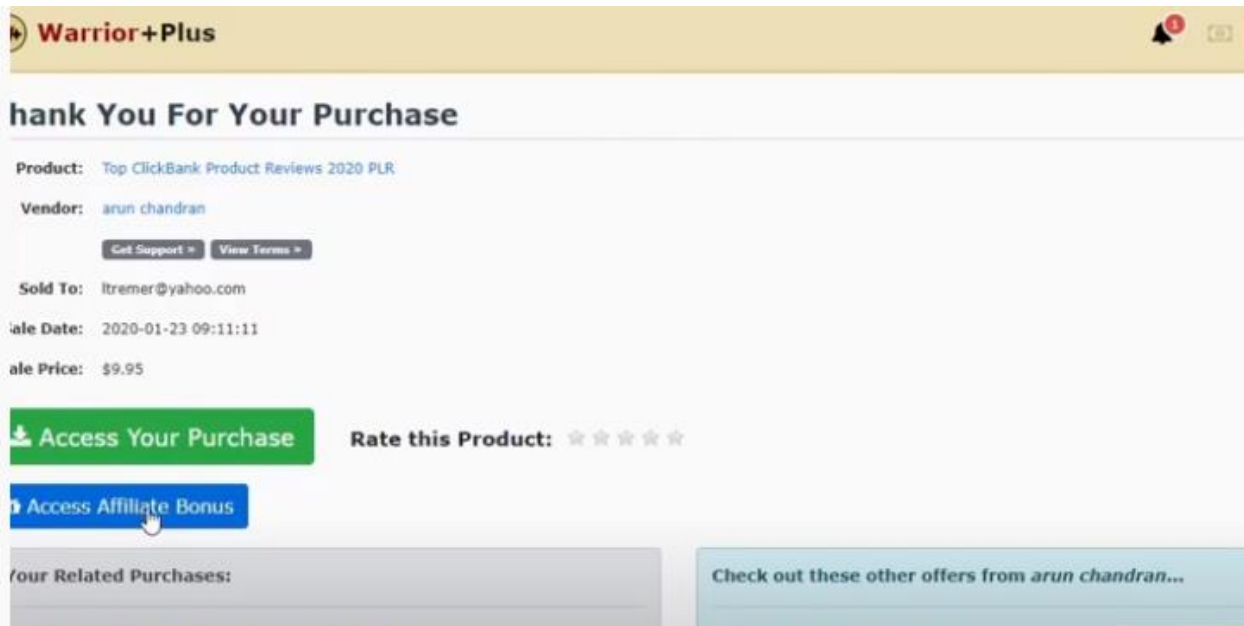
Put the URL to this page into WarriorPlus under Buyer Bonus URL (see above).

Tell me where to send your bonuses.

Email address:

[Click Here!](#)

They will have to enter their email address to get their bonuses. And this is how you start your buyers' list.



it's very important to do this. It's the only way to have a business of your own.

Affiliate Marketing Academy

Promoting Your Affiliate Offer

First cloak your link. You can customize your link at bit.ly. Or, use pretty links plugin for your WordPress site.

You can also cloak your link and add multiple links for nothing at [InstaProfile](#). This works great for social media sites that only allow 1 link. Or, for those sites that won't allow an affiliate link. This link will work on those sites.

This is a must have free resource so pick it up now. The coupon code is at the top of the sales page.

If you are just starting out and don't have a website or autoresponder you can still promote your link but you will not get those buyers onto your list. I would advise a free website and free autoresponder to start.

We mentioned Mail Chimp for a free autoresponder, form and website. After you make some money you can buy a domain name and get a paid autoresponder. MailChimp is limited in what it can do for free. As a starter autoresponder it is fine.

If you want a paid autoresponder check out [GetResponse](#) or [AWeber](#).

As we mentioned before you want to presell. Don't send traffic directly to the sales page. Capture their email addresses by giving away a related product.

Without traffic, there'll be no customers and definitely no sales.

Assuming you don't have a website, **how can you promote your link?**

Promote your link on Facebook start a business page. Start a Facebook group. Promote your affiliate product on Facebook and offer them the free lead magnet so you can capture their email addresses.

You can tell people on Facebook that if they want more information about a product, they can sign up for your email list to find out when it's launched and what special bonuses you're offering to people who buy through your link.

Use direct messaging to give your Facebook friends the link to your lead magnet. You can even set up a free bot for Facebook.

Write a review of the product. You can add a 5-star review rating system to your article. This is something that people like to see. You don't have to give a 5 star to every offer. Give the pros and cons. If you are trying to sell the product you need more pros than cons. Be sure to add images or screenshots of the product.

Make a review video of the affiliate product and put it on YouTube. If you have access to the product be sure to show a demo or show the course dashboard. Let them know what is in the course and how to it works. You don't need to show your face on your video.

Use PowerPoint and make a slide show. You don't even need to add audio.

Affiliate Marketing Academy

The popular channels for driving traffic to your affiliate offers are:

- Facebook Groups
- Facebook instant Messaging
- YouTube channel
- Instagram
- Blogging with SEO (Search Engine Optimization)
- Answering questions on Quora
- Pinterest
- Twitter
- LinkedIn
- Reddit
- TikTok
- Press releases
- Craigslist
- Free sharing sites
- You can use paid ads to promote your links

Let me give you an idea of what you can do on your social media sites. On Twitter, Facebook or LinkedIn. You might say something like, “I just read this new book it’s filled with great (money making ideas, weight loss tips, dog training tips, affiliate marketing ideas). Have you read it? Here is the link that can help you (lose those last few pounds, supercharge you affiliate income, make multiple streams of income).” Now, don’t forget you will have to cloak your link on most social media sites. And on some you will have to link back to your website or to Google docs.

Many people when they hear about a new offer will search for the offer on Google to find reviews and bonuses. You need to write a review and post it on your blog and on all of the social media sites.

Be sure to optimize your description in your YouTube video review. You should cloak your affiliate link in the YouTube description.

Chapter 4

I Know All That -- Show Me Something New

Becoming a Super Affiliate

How can I make the maximum amount of money with affiliate marketing? You need to become a super affiliate.

Affiliate Marketing Academy

The first thing to do is ask yourself, “What are super affiliates doing that I’m not doing, or what am I doing that super affiliates are not doing?”

Super affiliates make a great deal of money selling affiliate products. But they don’t promote in the same way beginner affiliates do.

Most of them have a success strategy. They have a checklist of everything they need to do to promote the offer. The higher the commissions the more detailed their checklist. They don’t leave anything to chance.

They plan well in advance. They check the upcoming offers on sites like Muncheye.com and plan their next month or two of offers. This way they can get all of the information they need well in advance so they can get to the top of the leader board.

Super affiliates create a page to presell the product. They warm the prospect up before sending them to the owner’s sales page. They collect the email addresses of these warmed up prospects on the presell page.

Most beginning affiliates copy and paste the affiliate promos that the owner of the product has made available. The problem is that this is what so many others are doing that you get lost in the crowd. It is the fast and easy way out.

Super affiliates create their own unique content. This allows them to stand out from the crowd. In order to make the offer seem more valuable, more attractive, more desirable and more interesting, they put their own personal spin on it. They have their own style and discover alternative angles to promote the products.

And of course, they produce more sales and make more money.

Having someone personally endorse a product is the number one sales booster. And even though you might not be a celebrity, your personal recommendation will go a long way in convincing buyers how good your affiliate product is.

This is why social media is so popular.

If you have bought the product and can give some believable pros and cons, then honestly review the product in your own words with your own spin. I really liked the way it showed me how to (make money easily, get free traffic, lose weight and not be hungry). Or, I never thought about this new way of doing xxx. I was quite surprised that it really worked.

Super affiliates also use pay per click advertising to gain targeted prospects. They know that in order to make money, they have to spend money. They also make sure that they are not losing money when paying for ads.

Other ways super affiliates promote offers:

- Writing product reviews

Affiliate Marketing Academy

- Using video product reviews
- Personal endorsements (even if you are unknown, they work)
- Recommendations and testimonials on Facebook and other social media sites
- Using niche blogs that are directly associated with the products they're promoting
- Writing and distributing articles which include their affiliate link and using keywords in the title
- Offering a special bonus or bonuses that are only available if the product is purchased through the affiliate's link
- Giving away free tips and information on their website, YouTube and emails
- Capturing prospect names and email addresses with a related squeeze page

Let's look at some other ways to become a super affiliate.

One great way is to get a list of buyers. We will look at 5 different ways to get that all important buyers' list. It's well known that buyers buy over and over again. These are the people you want to put on your list.

Narrow Your Focus

Let's see what works and copy it. Super affiliates are experts in their niches. Look at the leader board for the different product launches and you will see the same names. And you will recognize these names as experts in their fields. You need to become an expert in your niche.

It is easier to become an expert if you niche down as far as you can. As you niche down you will also be looking for a niche that is accustomed to spending money and a niche that has multiple offers.

For example:

Instead of looking at weight loss go to something like lose the weight after pregnancy.

When you get specific you can get to know your audience. You will have knowledge of their problems, difficulties and worries. You can then target their specific needs.

Think about it. For someone trying to lose weight after pregnancy what specific issues do they have?

Blog about pregnancy and how hard it is to lose those pounds. Become the expert.

Besides wanting to lose weight, what other frustrations might the new mother have? They might be exhausted from taking care of the new baby. They might be eating because of stress.

They aren't sleeping. Maybe the baby isn't sleeping. They feel lonely. They don't have time for their friends.

Write about the other problems they might be facing. Give them ways to solve these problems.

Produce YouTube videos about their frustrations and how to solve them. Do it all so they will see you as the expert and then they will come to know, like and trust you.

Affiliate Marketing Academy

The nice thing is that this is an evergreen market and you won't have to keep adding content once you have the initial content set up.

Then sell them other products that will solve their other problems. Sell them baby products and other specific products.

What about a baby scrap book?

Tired moms can't exercise. Give them a 5-minute exercise routine.

Find a solution that will eliminate the fatigue. Sell them supplements.

No time to exercise or cook healthy meals?

I have the answer for you.

Write a short blog post and then offer them another affiliate product.

Is there a book fast, easy cooking after pregnancy?

If not, create one.

More ideas for niching down.

Lose weight after menopause, after 50, after surgery, after 40.

You get the idea.

How about the survival niche?

Niche down to prepping without money.

To prepping in a city.

Christian preppers.

Christian survivalists.

Special needs of women preppers.

And more niches:

Dating survival

Off roading

Car detailing secrets

Busy parents' cooking

Healthy home schooling

Bible study

Affiliate Marketing Academy

Once you've niched down you need to become an expert on that section of the niche.

Write articles for your blog. (no website use Tumblr, WordPress, Mix, Medium) There are many places you can get free websites. Without a website you will be hard pressed to become a super affiliate.

Of course, you can't simply use the blog to sell things. You have to provide valuable and useful content, something that will not only make people listen, but will have them returning on a regular basis.

You could also give tips and advice with regard to using any of the products. Or you could provide ideas on how the products can best be utilized.

You could even ask readers to offer their own opinions and recommendations. Become the expert in your sub niche that people trust and go to for pertinent information.

Positioning yourself means your goal is to become the authority in the niche and literally attract visitors to your website or whatever you are promoting. This can be done on social media like Facebook, Pinterest or YouTube.

The more relevant articles you have on your website using keywords the higher you will rank on Google. This will get you free traffic.

Ultimately, you want that target audience so you can offer multiple products to them. The more you become that trusted advisor the more they will buy from you.

Getting a Buyers' List

Method 1 - Banners

The money is in the list!

You've heard that expression before, right?

As an affiliate marketer, building a list of leads is essential to your success. Don't let anyone tell you that email marketing is dead, it isn't. There are certainly many ways of making affiliate sales but using an email list can be one of the most effective.

Once you have a list you can simply find relevant products to promote, type out an email, press send and make instant sales.

Not quite.

Most of us have lists but they are only prospects not buyers. And prospects signed up for your free lead magnet and then don't even open your emails or unsubscribe. It is much easier to sell to previous buyers than to prospects.

The main thing a super affiliate has that a regular affiliate does not is a buyers' list. These buyers are the ones who will buy other products from you again and again. They are also much easier to sell to than people who have not purchased from you.

Affiliate Marketing Academy

A buyers' list has been proven to be much more valuable than a freebies list. Your income will increase when you start emailing offers to your buyers list. Buyers tend to buy stuff over and over again.

So how do you get that all important buyers' list?

One way to get a buyers' list is to ask vendors to put your banner offering a free gift on their unannounced bonus page or thank you page. Buyers will see the vendor's thank you page, will see your free bonus, and they will opt-in to get it. This way you are getting buyer leads. Since only buyers can see the thank you page.

I put my banner for a free eBook on a bonus page for \$100. And got over 100 email addresses and these were buyers.

Existing buyers are your most profitable source of income.

The more well-known you are the easier it will be to get vendors to put your banner on their bonus page. And of course, you know that the banner will go to an opt in form for your lead magnet, so you can collect those emails.

Go to Muncheye.com and check out the upcoming launches. Note the ones where you might have a chance at getting on their bonus page or thank you page.

Before the launch email the vendor and ask if you can put your banner on their thank you page. Tell them you have a valuable free gift that their buyers will find useful. If it is related to the product it will be much easier to get it on the thank you page.

You can check the upcoming launches and offer to write a testimonial or do a video testimonial if they will put your bonus banner on their thank you page. Remember, the big-time vendors don't need you but the smaller ones might just jump at the chance to get a testimonial.

And to write an honest testimonial you should ask for access to their product and this will help you write a much better review and pick better bonuses. Get your bonus opt-in form on as many thank you pages as you possibly can.

A side note, make your banner as persuasive as possible. Use a compelling headline and a strong call to action. These are actual buyers and you want to make it almost impossible for them not to want to opt-in for your free bonus.

The more thank you pages you can get on the better. As your reputation grows it will be easier to get vendors to put your free bonus on their page. As you create your own products to sell you can put other affiliates banners on your thank you page in exchange for putting yours on theirs.

Method 2 - Super Bonuses

Affiliate Marketing Academy

We talked about bonuses in the affiliate section of this course. But super affiliates offer exclusive bonuses. They create bonuses just for the product they are promoting. They get a reputation for having unique and valuable bonuses. They offer an irresistible deal.

It's easy to create bonuses for the product. You review the product and look for the deficits and correct them with your bonus. Your bonus will fill a void in the product.

If you find that in the course, they do not give you traffic methods you add a bonus with a method to generate traffic.

Add another bonus and say here is a method that really will make this course work for you. My bonus will save you time or maximize your profits or send you boatloads of free traffic or is so easy you just copy and paste.

You can say during your review that the offer is missing information on driving traffic. So, I have decided to give you a bonus that shows you how to drive traffic to your squeeze page. Combine this free bonus with the product and you have a powerful way to increase your income. This bonus is unique to me.

Ideally your bonus should end any of your prospect's objections, fears, or doubts about your offer. At the same time, giving them the tools they might need to use the product or service.

For example, if the prospect thinks it will cost too much money have your bonus show them a free method. If the prospect thinks it will take too much time or effort tell them how your bonus will be easy to use by copying and pasting to get results.

If they doubt it will work, give them testimonials from other users or a case study of how you made it work. Relieve them of any doubts that the product is for them.

One super bonus would be a case study with real results. Your prospects are looking for real proof that the product/service does what it's supposed to do.

Buy the product or get a review copy. Then implement the product. As you work the product and get results you will know what drawbacks you encounter and what works.

Keep working it until you produce some results. Even if it's a small result. You will have some proof. Include other forms of proof whenever possible, such as before and after pictures, videos, screenshots, etc. This is your unique case study.

Another bonus might give your prospect the tools they can use immediately after they purchase. With my complete checklist you can fast track your results. The template I am including as a bonus will allow you to streamline your time or efforts.

One of the bonuses should crush any objections or doubts your prospect might have towards buying. My bonus will help to automate your results. Set it and forget it.

Then, another bonus should show them how they can (make money, lose weight, get rid of stress) once they invest in the product. This is a great time to show them how you did it with a case study. Your bonus will be adding a significant value to the product. Make them think, "Wow, if he or she could do it so can I."

Affiliate Marketing Academy

Each bonus needs to have a price tag. Put a realistic price tag on your bonuses making them even more appealing to your audience. No one believes an eBook is worth \$1300. So, make the price believable.

Try to create bonuses to address the objections. There's nothing more relevant than that.

Do your prospects worry about the time to implement your solution? Offer a bonus that saves them time. Try to offer something that implies no work on their part.

Templates make it easy. They imply no work just copy and paste.

You can use email templates for some autoresponders which have a one click import for email templates. You have to know your buyers will have that specific autoresponder.

Template ideas for you:

- email templates
- 1 click import email templates
- sales letter templates
- headline templates
- video script templates
- content idea templates

Interview some experts in your niche and offer the audio as a bonus. Get the expert to give you some secret that they used to solve some problem in the niche. Promote it as "So and So" gives his secret to making money, losing weight without dieting, running the perfect online business.

Give them free access to software. You can get software made fairly cheaply and use it over and over again. Create or buy a Chrome extension or Word Press plug-in. Look for white label software that you can give away or sell.

People love software that will automate the process.

Give your time. Coaching by email or Skype or phone. Give mentoring access to you. Offer to critique their review. This is usually done for high-ticket offers. Or if they buy all 3 upsells.

If you have your own product, offer to put their banner on your bonus page.

Offer to put their Facebook pixel on your sales page. This is usually done if they buy some upsells and not just the front end.

Super affiliates take the time to create bonuses that make people care more about your affiliate bonuses than they do about the actual product.

Buyers nowadays are pretty savvy and they tend to shop around for the best bonuses. It is in your best interest to use the best bonuses you can and tailor them to the product.

Once you have super bonuses you will get the buyers that build your list.

Affiliate Marketing Academy

Method 3 - Create a Product

Let's look at some super affiliates.

Go to contests on Warrior Plus or JVZoo and look at the leader board.

The screenshot shows a contest page on the Warrior+Plus platform. The page is divided into two main sections: contest details on the left and a leaderboard on the right.

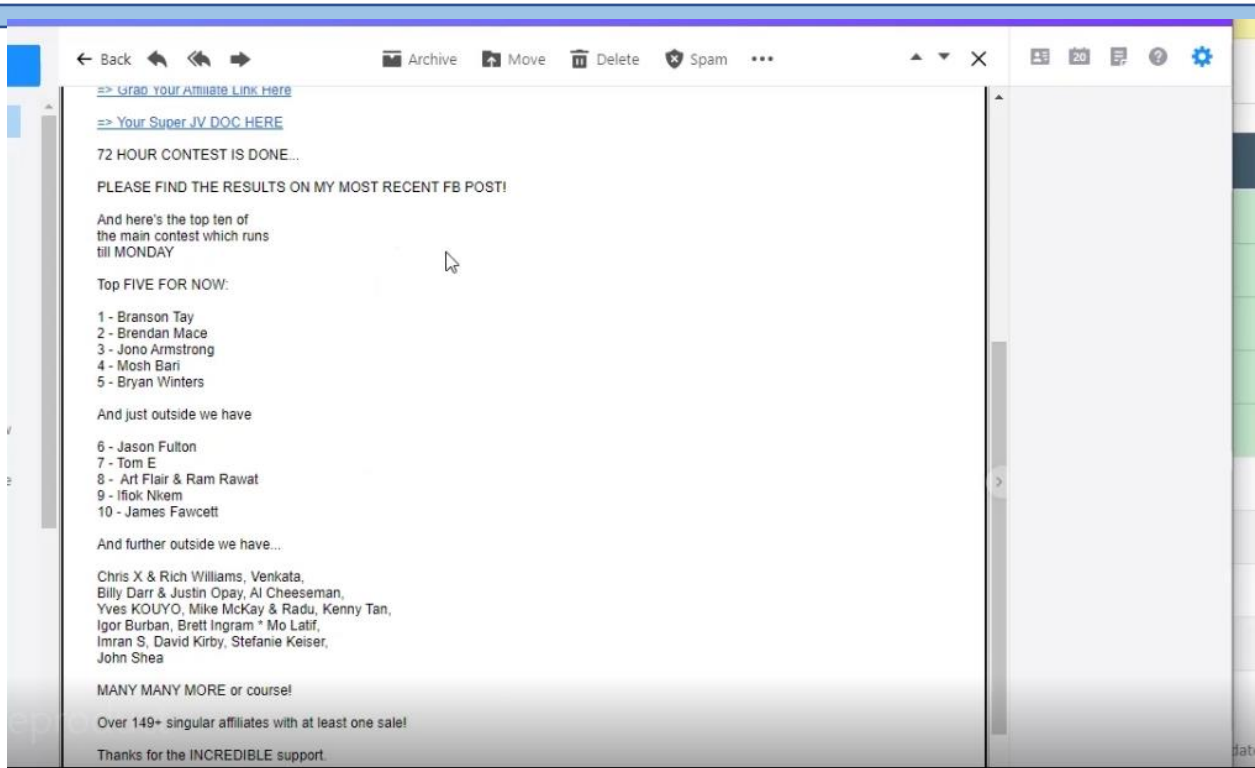
Contest Details:

- End Date:** 2020-10-25 23:59:00
- Vendor:** JonoArmstrong
- Offer Name:** Polaris
- Description:** DURATION: 5 Days - No Minimums :) Contest Starts: October 20th @ 9am EST Contest Ends: October 25th@ 11:59 pm EST *Contest is based on TOTAL unit sales. *Teams Allowed | 1st Place | \$1500 | | 2nd Place | \$1000 | | 3rd Place | \$500 |

Leaderboard:

| Rank | Affiliate |
|------|--|
| 1 | Glynn Kosky |
| 2 | Shawn Josiah JV at: perpetualincome365.com/jv |
| 3 | Trevor Carr |
| 4 | Bryan Winters |
| 5 | Mark & James |
| 6 | Mosh Bari |
| 7 | Jason Fulton |
| 8 | Venkata LIIK - 29th October |
| 9 | Ugoo Carson |
| 10 | agentwhite |
| 11 | Erik Cagi |
| 12 | Seun Ogundele |
| 13 | mohamed Elhashash |
| 14 | Brett Ingram |

Affiliate Marketing Academy



Marketplace ▾ Vendor ▾ Affiliate ▾

DAY "...At such a low one time cost this is a non brainier deal. Super fast & easy to get relevant profitable content..."

Instagram Reels Marketing - JV Contest

| | |
|--------------------|---|
| Type: | # of Sales |
| Start Date: | 2020-10-16 08:00:00 |
| End Date: | 2020-10-21 23:00:00 |
| Vendor: | firelaunchers |
| Offer Name: | [PLR] Instagram Reels Marketing |

Description:
 Total \$2000 Plus Cash Prize to be Won 1st Prize - \$750 Cash (150 FE Min sales) 2nd Prize - \$500 Cash (100 FE Min Sales) 3rd Prize - \$100 Cash (30 FE Min Sales) 4th Prize - \$50 Cash (20 FE Min sales) 5th Prize - \$25 Cash (No Minimum) Speed Contest 1st Prize - \$50 Cash (1st to 50) 2nd Prize - \$100 Cash (1st to 100) 3rd Prize - \$200 Cash (1st To 200) Surprise Contest (Big Prize - \$1000)

| Rank | Affiliate |
|------|-----------------------------|
| 1 | Daniel Taylor |
| 2 | Steven Alvey |
| 3 | Firelauncher |
| 4 | Charles and Laurel Harper |
| 5 | Ray Lane |
| 6 | Yu Shaun & Cally Lee |
| 7 | plrsalesfunnels |
| 8 | Jennifer Dawson |
| 9 | Dan Sumner & Dave Nicholson |
| 10 | Luan |

eproduct

© Updat

Affiliate Marketing Academy

Notice what all of them have in common. They all are selling their own products.

Glynn Kosky creates a product every month. Trevor Carr produces his own products. Bryon Winters, Mosh Bari, Eric Cagi, Brendo Mace, Jono Armstrong, Art Flair, and Steven Alvey just to mention a few all create and sell their own products. They are also super affiliates winning many, many contests.

The best way to get a buyers' list is to create and sell your own product. And then you can get affiliates to sell for you getting even more buyers on your list.

To get affiliates to promote for you, you need a funnel. You will need a front-end product and at least 2 upsells.

Too hard?

Then let's start out the quick and easy way. Create a short PDF or video course. This is something you are going to sell for \$3.00 or less.

You don't care about the money. You are only interested in getting that buyers' list. You won't get affiliates to promote this inexpensive product. But that is not the point you want the buyers.

Check out the course [Easy PDF Formula](#) if you want an easy way to create short reports.

Here's what you can do. Find a pressing problem in your niche and show how to solve it. And then include your affiliate link to the offer in the PDF.

Tell them if they want to solve the other problems in the niche to check out this product.

Existing buyers are your most profitable source of income. The point is not to make money on front end but on the backend and to get a buyer's list.

Other ways to create your own product is to buy a DFY product. These usually include a sales page and sometimes a lead magnet.

Or buy PLR and add your links and change it up a bit. Some PLR will also include a sales page. You have to change it to list it for sale on JVZoo or WarriorPlus.

You don't have to go wild.

You are going to sell something small to start for a small price to get that list. The idea is to get started and take the necessary action.

Remember, one of the best ways to get a buyers' list is to create and sell your own products.

As you get more comfortable creating your product you can start creating courses and funnels. A great course to get you selling your own product and to get affiliates to promote for you is [Partnership to Success](#). He promises if you buy the course and implement his training he will promote your product and get affiliates to promote it.

Affiliate Marketing Academy

Method 4 - Facebook Groups

Another way to get your buyers list is to buy a product in your niche. Go to the closed Facebook group the vendor has set up for purchasers of the product. Not all sellers create their own Facebook group but many do. Make sure it is a closed group open only to the product buyers.

Sometimes you can find a Facebook group for buyers of the product by searching in Facebook for the name of the product. If any closed groups turn up you can buy that product and be admitted to the group.

Friend these people and remember these are buyers. Create your own Facebook group similar to the one you are in. Now invite your new buyer friends to join.

One reason you need your own group is because you can pin a post to the top of that group. This group is your tribe or community. Use it to build relationships. People like to feel a sense of belonging.

Then you can offer them a free product related to the product they just bought. Offer the product in your post or in a messenger chat.

And of course, once you have them in your autoresponder you can sell them your high-ticket product.

This is a good way to get buyers on your list.

You can get them to your Facebook group where you can go live. You can post about your successes of your business. You can offer them freebies in exchange for their email addresses.

Sample script to send to friends.

I've got this awesome Facebook group community and if you're interested in xxx (more traffic, affiliate marketing, publishing, dog training) then I can get you in.

Add a pinned post with your link to the free lead magnet. Make it related to the product you just bought.

Then say something like hey welcome to xx if you are new to xx then this is the best course I can recommend. It will help you in xx.

Method 5

If you can partner with a known marketer you can build your buyers' list. Offer to create the product or write the sales letter. Offer to become the affiliate manager. Think what else the product creator might need. Can you do graphics? Can you fulfill that need?

You can outsource the work you can't do yourself. Now the top marketers will not take you up on this offer but some of the not so well-known ones just might. It doesn't hurt to try.

You share the work and get the buyers list and some profits.

Affiliate Marketing Academy

High Ticket Programs

One of the best ways to become a super affiliate is to sell high ticket products. It takes as much work to sell a \$7 product as a \$497 one. Successful marketers make most of the money from high ticket sales.

Whenever possible promote high ticket funnels with a lifetime cookie. It takes more to get people to buy a high-ticket program. You will need more “touch points” to get a prospective customer to buy. Guess what, they don’t have to be your “touch points”. A touch point is when the prospective buyer is in contact with you or the product.

For example, when you go to YouTube, right before the video you want to view, you see the ads for high ticket programs. People are seeing them over and over. They become familiar with the product and the name of the vendor.

At some point some will want to know more about that program. They have an interest in the product and will start looking for a reason to buy. That’s where you come in.

They most likely go to Google and google the name of the product creator and/or the program name.

You need an article or a video that’s going to get people inside of your funnel by using the creator’s name and the product name.

You’re going to write a comprehensive article covering exactly what people need to know about this program.

In that article, you’re going to use as many of the long tail keywords as you can. You want this article to appear in the Google search for at least some of your keywords. This article is going to be a few thousand words with screenshots and a lot of media rich content, so people can really understand what the product and the creator are all about.

Your readers are almost ready to buy. They have seen the ads over and over again and are now looking for a reason to purchase.

You give them that reason.

And if you have actually purchased the product and are making money with it be sure to include screenshots of your income. You can say you’re a student and you’re, actually making money.

Or if you are in a different niche show how you lost the weight or built the muscle. I followed his program and lost 15 pounds in 2 weeks, or increased my bench press by 25 pounds. In the dog training niche, you can have videos of your well-behaved dog.

In all your YouTube videos reference where you learned everything. Put the link to the product in the description. Also include a link to a lead magnet in the description.

“I learned all of this in the “name the high-ticket product” and “so and so” is a great teacher. If I can do so can you. The link is in the description below.”

Affiliate Marketing Academy

The other thing super affiliates promote is recurring commission offers. There is no better way to get a steady income stream than with offers that pay every month. There are many recurring offers you can promote. Think of all resources that an internet marketer might need.

Promote autoresponders such as [AWeber](#) and [GetResponse](#). Promote funnel builders and page builders like [Optimize Press](#) and Click Funnels. Promote membership sites. Promote webhosting such as [BlueHost](#).

You can find some high-ticket affiliate programs in the high-ticket affiliate programs bonus PDF included with this product.

More Super Ideas

If you are promoting a product that is just being launched, the moment the product goes live, you need to be ready to send out your first email.

Don't wait! Super affiliates with a new product have a large number of affiliates that promote for them. So, you need to be first with your email promoting the product.

If someone sees the product from marketer's email, they may buy it through that person's affiliate link and you'll lose the sale. Include your list of bonuses in the email and a link to your review video.

Most super affiliates don't stop at one email. They plan a week-long campaign. They might look at the email swipes the vendor offers but they usually tweak them to get better results. Remember that the reader is always thinking "what's in it for me" so be sure to tell them.

You can repeat the "what's in it for me" in the call to action. For example, "If you want to make your first sale in just 5 minutes [CLICK HERE](#)."

Once you have a list of buyers you can send them emails for other offers in that niche. These are also the people you can sell high ticket offers to.

Super affiliates get review copies of the product or buy it in order to do a complete review. The review copy allows them to find the missing parts in the product and offer bonuses that will correct them. They will whenever possible, do a walk thru of the product, showing the dashboard or what's in it and how it works.

When reviewing the product, state the product's benefits. Tell them exactly what is in it for them if they buy. What benefits will they see? What problems will it solve? Push their emotional buttons!

Always have a strong call-to-action. Make sure you tell them exactly what you want them to do. Don't expect them to guess! Tell them, "Go grab your copy right now, because my special bonus is only available for another 24 hours!"

"Click here to increase your website traffic – and remember, this special offer disappears when you leave this page, so order now!"

Affiliate Marketing Academy

Super affiliates use countdown timers and limited quantity bars. They create that sense of urgency. When you buy today you will receive these additional bonuses. Just added! This new bonus.

When you send prospects to your presell page and they sign up for your lead magnet on the thank you or download page you can say check your email for the 'lead magnet' and then add a line like sign up for my free money-making webinar here.

If you don't have a webinar have a link that says 'Click Here to Start' or 'Click Here to Go to The Next Step' and that should go to your affiliate product sales page.

Super affiliates are always looking for new and innovative ways to promote the product. They replicate their success. They are looking for that unique selling proposition that makes them stand out from the crowd. Something that gives them the competitive advantage. This is the reason why they should buy from you and not someone else.

Super affiliates provide value. They share a lot of great content. Check out YouTube and look at all the tutorials that the super affiliates are giving away for nothing. Notice there is always a link to their free course in the description.

The super affiliates don't waste the opportunity when someone opts-in. They put links to high ticket offers on their bonus delivery or thank you pages and in their emails. They include them in their lead magnet. They put them everywhere.

When you create your own product, you build authority in you niche. You build credibility and people will tend to buy other products from you.

In an evergreen niche you can write an article or do a video that promotes multiple products. In your article on affiliate marketing, you might discuss autoresponders, web hosting, and traffic. Then when you recommend specific autoresponders, web hosting, traffic add your links.

In the dog training niche, we talked about, you can recommend the best leashes, the dog food to keep your dog healthy, the dog toys that your dog loves. You do this in a report or article on the best dog products. If you have your own dog show it using the product.

You can give your subscribers a special deal or offer. Offer them a 2-week free trial, a discount coupon, an added bonus. Make them feel special that this is just for them.

You can offer your buyers a rebate. If you make \$50 commission offer \$10 rebate. On the bonus delivery page tell them they have to send their receipt to you and their PayPal payment email. Tell them you cannot pay them until after the guarantee period is over.

You can build a support community such as a Facebook group around the product you are selling. You can post tips on how to use the product. Encourage the members to ask questions and be sure to answer them. Use lots of graphics of the product. Have a link to your squeeze page so members can get on your list and buy the product.

Super affiliates make their own funnel. They offer the free lead magnet related to their low-cost offer to get people on their list. Then they sell the low-cost product to turn their leads into buyers. They send

Affiliate Marketing Academy

them emails and include the affiliate link in the lead magnet. Then they offer them a higher ticket offer. And of course, they keep promoting other related offers.

And super affiliates do something every day to get new traffic to their squeeze page.

Summary

To sum up how you become a super affiliate:

You have to have some way to stand out from the competition.

You have to reach an audience that's interested in the product.

One way to do that is to become an expert in your niche.

People will soon see you as the authority and to know, like and trust you.

Super affiliates sell high ticket programs.

You need to find and sell these programs.

Remember, buyers are your most profitable source of income.

It is necessary to get your own list of buyers.

We talked about 5 ways to get your buyers' list.

Put a banner with a free lead magnet or webinar on the thank you or bonus page of a vendor.

Use super bonuses that will entice people to buy from you.

Create and sell your own product and get affiliates to sell for you.

Get buyers from Facebook groups.

Partner with a product creator.

Conclusions - Get Started

Now you know what to do. Start by finding an offer in your niche. Then create a lead magnet.

It can be a video from YouTube. Or, you can create a PDF.

Now go to Mail Chimp and make a sign-up form, get a free autoresponder and website from Mail Chimp.

Mail Chimp hosts the sign-up form for you so all you need is the link they give you and you can put it on Google docs.

Affiliate Marketing Academy

The most important thing is to get a list.

If you don't have a website, use Google docs to send your download link to your subscribers.

To stand out from the crowd offer some bonuses.

Set up a free website to host your bonus page.

Or, you can use Google docs to host it.

Now promote your affiliate link everywhere.

To become a super affiliate, you need to do a little bit more.

You need your own website.

You need to stand out from the crowd.

You need to get a buyers' list.

We looked at 5 different ways to get a buyers' list.

Super affiliates sell high ticket programs. Super affiliates are experts in their field.

The key to success is to get started and do it. Don't put it off any longer. Get busy now.